

Fund facts

as at September 30, 2020

Asset class: Cash & equivalents

Fund code: LLMON

Asset category: Canadian money market

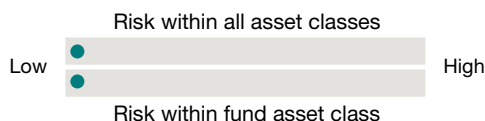
Fund inception date: November 1988

Segregated fund size: \$960.37 million

Total fund operating expenses

2019	2018	2017
0.033%	0.033%	0.033%

Volatility meter



Investment manager

[GLC Asset Management Group Ltd.](#)

Investment management style

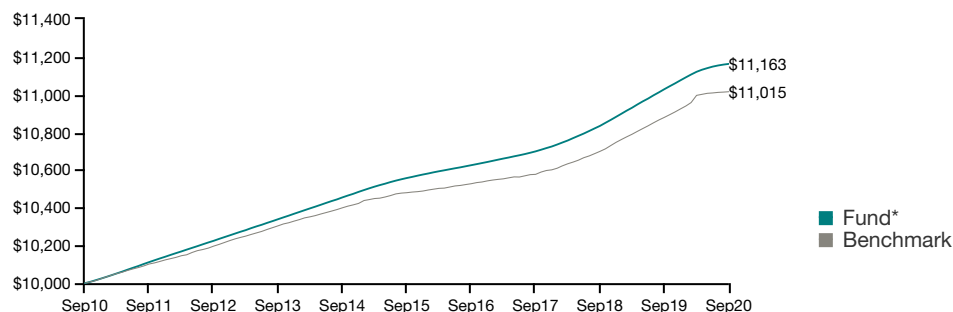
Portico's investment team uses a consistent, measured and disciplined investment approach that integrates fundamental, quantitative and technical analysis to add value while managing risk. Markets are continually monitored for emerging opportunities. Sector and yield-curve opportunities are thoroughly assessed to help identify an optimal mix across term structures and federal, individual provinces, municipalities, corporate industry, and other fixed income investment vehicles.

Fund objective

To provide interest income by investing primarily in Canadian fixed-income securities, including Canadian government securities and corporate income producing securities maturing within one year. This Fund invests primarily in government securities and high quality corporate money market instruments maturing within one year.

Historical performance as at September 30, 2020

This graph shows how a \$10,000 investment in this fund would have changed in value compared with the benchmark: 100% FTSE Canada 91 Day T-Bill Index



Compound returns as at September 30, 2020

	3 mth	1 year	2 year**	3 year**	4 year**	5 year**	10 year**
Fund*	0.13%	1.22%	1.51%	1.43%	1.24%	1.12%	1.11%
Benchmark	0.06%	1.25%	1.47%	1.36%	1.14%	1.00%	0.97%

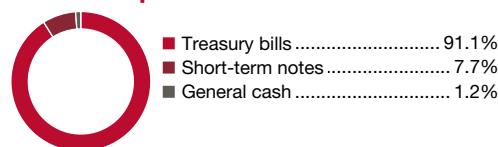
** Stated on an annualized basis

Calendar year returns

	YTD	2019	2018	2017	2016	2015
Fund*	0.79%	1.78%	1.47%	0.77%	0.63%	0.88%
Benchmark	0.83%	1.65%	1.38%	0.56%	0.51%	0.63%

* Any performance shown prior to the fund's inception date is that of the underlying fund and is considered representative of this fund's performance.

Cash composition



Top holdings as at September 30, 2020

Gov. of Canada Treasury Bill, 11/26/2020	8.2%
Gov. of Canada Treasury Bill, 5/27/2021	6.8%
Gov. of Canada Treasury Bill, 4/22/2021	6.5%
Gov. of Canada Treasury Bill, 10/1/2020	5.8%
Gov. of Canada Treasury Bill, 3/4/2021	5.7%
Gov. of Canada Treasury Bill, 4/1/2021	5.6%
Gov. of Canada Treasury Bill, 12/10/2020	5.5%
Gov. of Canada Treasury Bill, 10/22/2020	5.4%
Gov. of Canada Treasury Bill, 11/12/2020	5.2%
Gov. of Canada Treasury Bill, 1/21/2021	5.0%
Total	59.7%