

Fund facts

as at September 30, 2020

Asset class: Asset allocation

Fund code: S609

Asset category: Aggressive

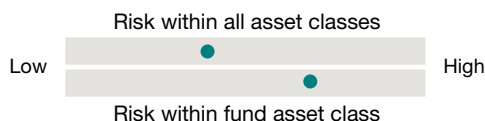
Fund inception date: October 2004

Segregated fund size: \$712.02 million

Total fund operating expenses

2019	2018	2017
0.047%	0.048%	0.050%

Volatility meter



Investment manager

[GLC Asset Management Group Ltd.](#)

Investment management style

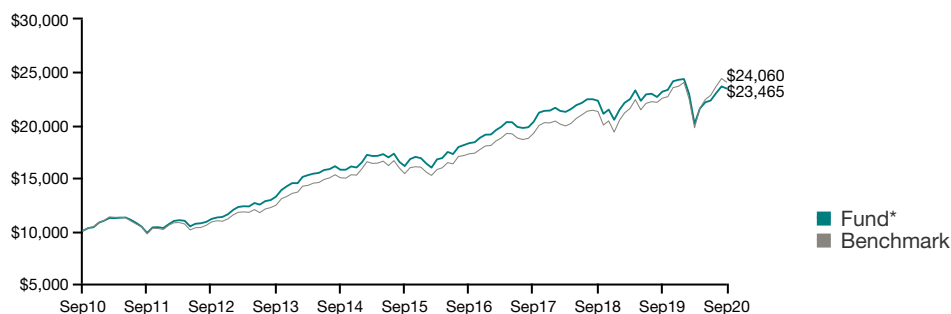
Portfolio Solutions Group builds and monitors asset allocation funds. Their objective is to maximize returns while minimizing risks. To achieve this they combine top-down modelling and bottom-up manager selection. Their top-down analysis provides insight into aggregate portfolio style drift, risk exposure and mandate gaps. Their bottom-up focus is on selecting managers who consistently add value by following a well-defined investment process.

Fund objective

To provide long-term capital appreciation. This Fund invests in other Canada Life funds. It's appropriate for investors with a long-term investment horizon who are not concerned with short-term volatility. The Fund's target mix is 100% equities.

Historical performance as at September 30, 2020

This graph shows how a \$10,000 investment in this fund would have changed in value compared with the benchmark: 44.2% S&P/TSX Composite Index, 55.8% MSCI World Index



Compound returns as at September 30, 2020

	3 mth	1 year	2 year**	3 year**	4 year**	5 year**	10 year**
Fund*	5.07%	1.25%	2.56%	4.93%	6.42%	7.79%	8.90%
Benchmark	5.42%	6.68%	6.29%	7.77%	8.61%	9.32%	9.18%

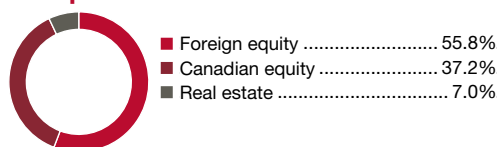
** Stated on an annualized basis

Calendar year returns

	YTD	2019	2018	2017	2016	2015
Fund*	-3.42%	18.48%	-4.07%	11.93%	13.19%	5.52%
Benchmark	1.61%	22.40%	-4.30%	12.09%	12.58%	4.92%

* Any performance shown prior to the fund's inception date is that of the underlying fund and is considered representative of this fund's performance.

Composition



Top funds as at September 30, 2020

Global Equity (Sprucegrove)	15.0%
Global Equity (Invesco)	11.5%
Pure Canadian Equity (Beutel Goodman)	11.0%
Canadian Equity (SRA)	9.1%
Canadian Equity (Leith Wheeler)	9.0%
Canadian Equity (GWLIM)	8.1%
Real Estate (GWLRA)	7.0%
American Growth (AGF)	6.5%
Global Infrastructure Equity (London Capital)	6.0%
U.S. Equity (Jarislowsky Fraser)	5.3%
International Opportunity (JPMorgan)	4.0%
International Equity (Setanta)	3.0%
American Equity (Beutel Goodman)	2.5%
International Equity (Putnam)	2.0%
Total	100.0%

Fund reports are produced by Transmission Media. Canada Life and design are trademarks of The Canada Life Assurance Company. The investment funds described in this report are Canada Life segregated funds. The fund operating expenses shown do not include applicable taxes. The indicated fund performance reflects changes in unit value and reinvestment of all distributions and is after deduction of all fund operating expenses and applicable taxes, but before deduction of investment management fees and applicable taxes. The historical performance shown is that of the Canada Life segregated fund or the underlying third-party fund. Past performance doesn't indicate future performance. For more information on the fund, call us at 1-800-724-3402.

¹ The blended returns are calculated by The Canada Life Assurance Company using end of day index level values licensed from MSCI (“MSCI Data”). For the avoidance of doubt, MSCI is not the benchmark “administrator” for, or a “contributor”, “submitter” or “supervised contributor” to, the blended returns, and the MSCI Data is not considered a “contribution” or “submission” in relation to the blended returns, as those terms may be defined in any rules, laws, regulations, legislation or international standards. MSCI Data is provided “AS IS” without warranty or liability and no copying or distribution is permitted. MSCI does not make any representation regarding the advisability of any investment or strategy and does not sponsor, promote, issue, sell or otherwise recommend or endorse any investment or strategy, including any financial products or strategies based on, tracking or otherwise utilizing any MSCI Data, models, analytics or other materials or information.